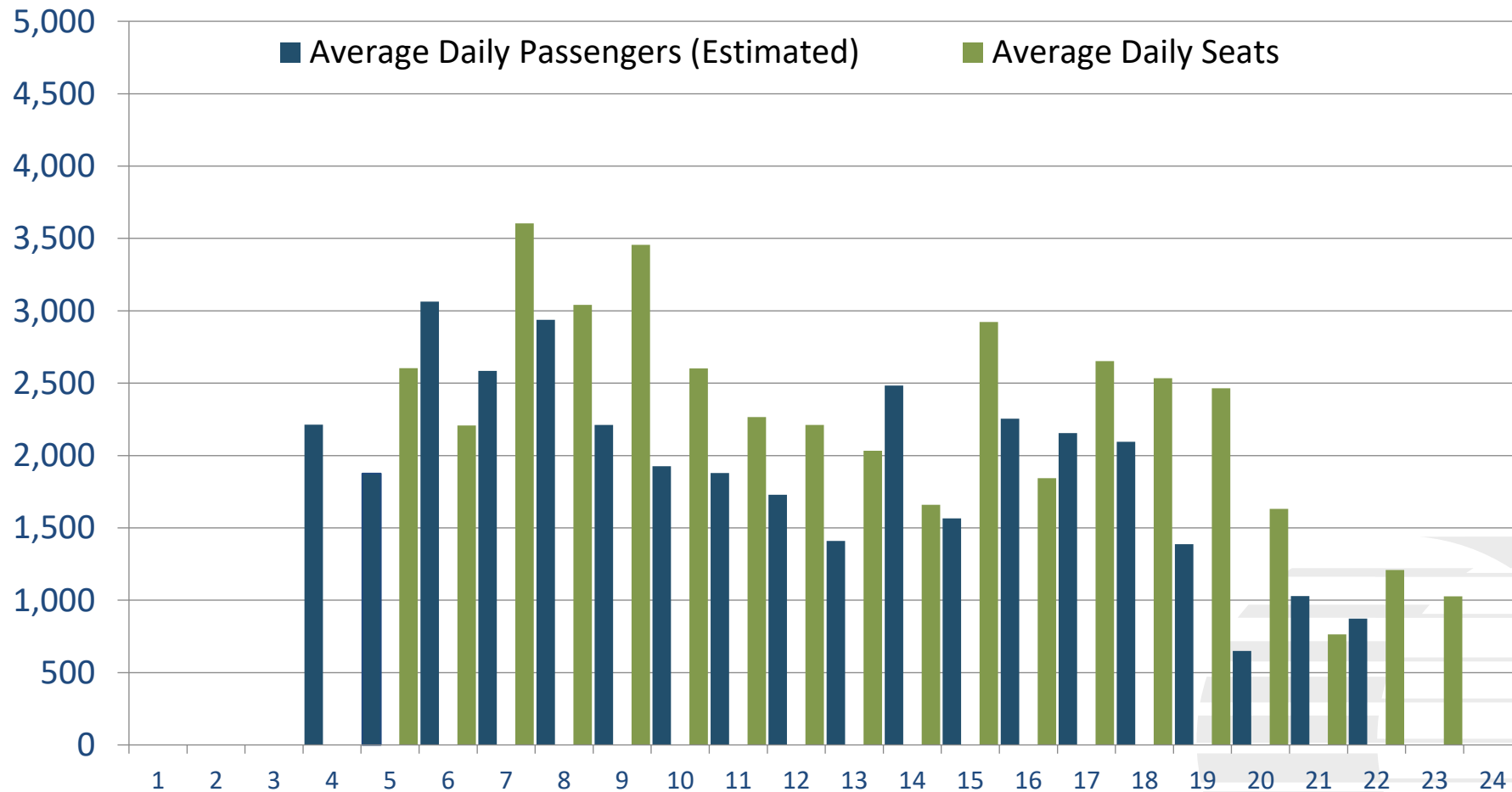


# Passenger Demand – GATES 1-59

May 2024

Scheduled Departing Passengers & Seats



GREATER ORLANDO AVIATION AUTHORITY

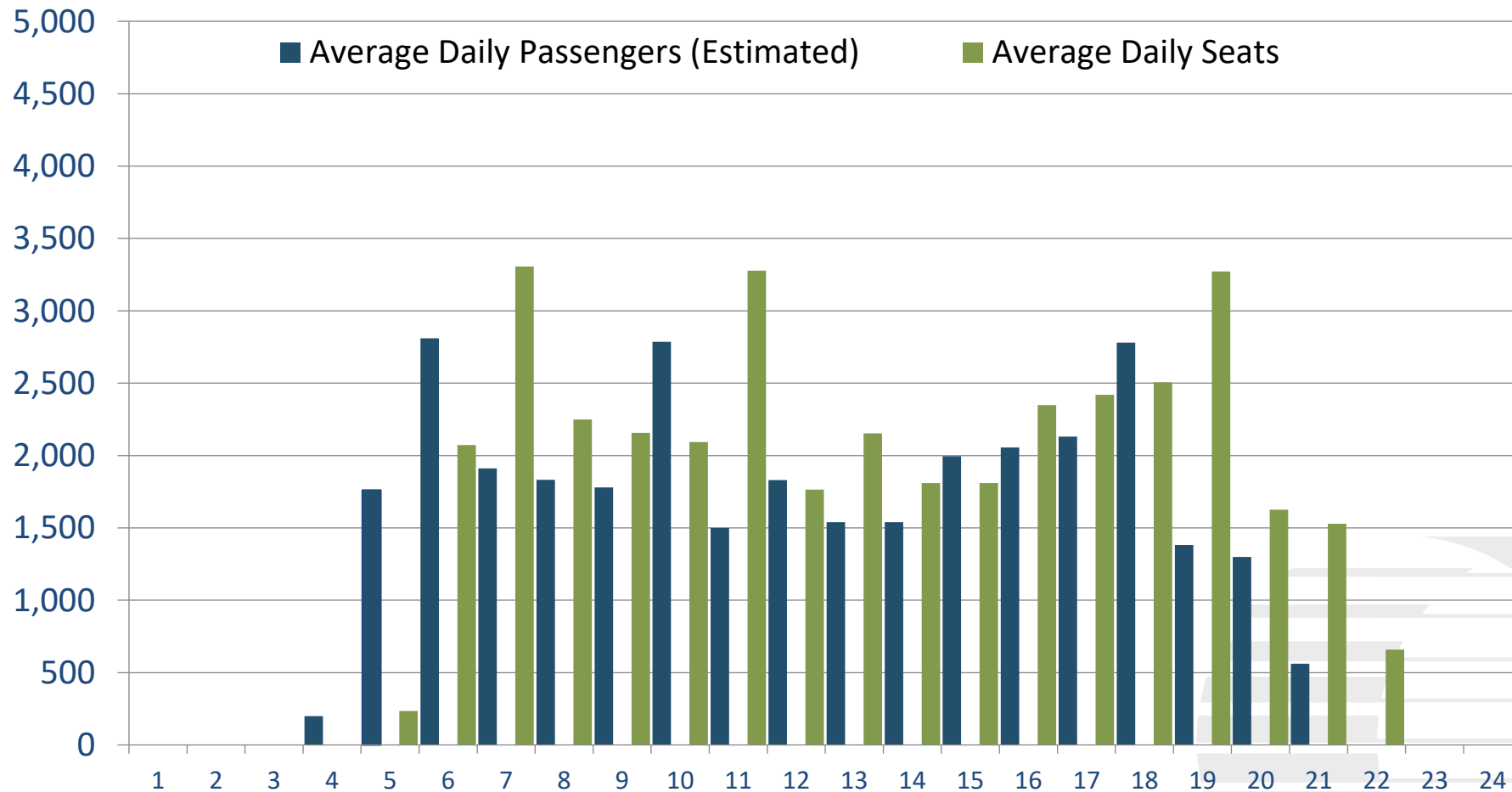
*Innovation Connecting the World*

Source: Airline Data Inc.

# Passenger Demand – GATES 70-129

May 2024

Scheduled Departing Passengers & Seats



GREATER ORLANDO AVIATION AUTHORITY

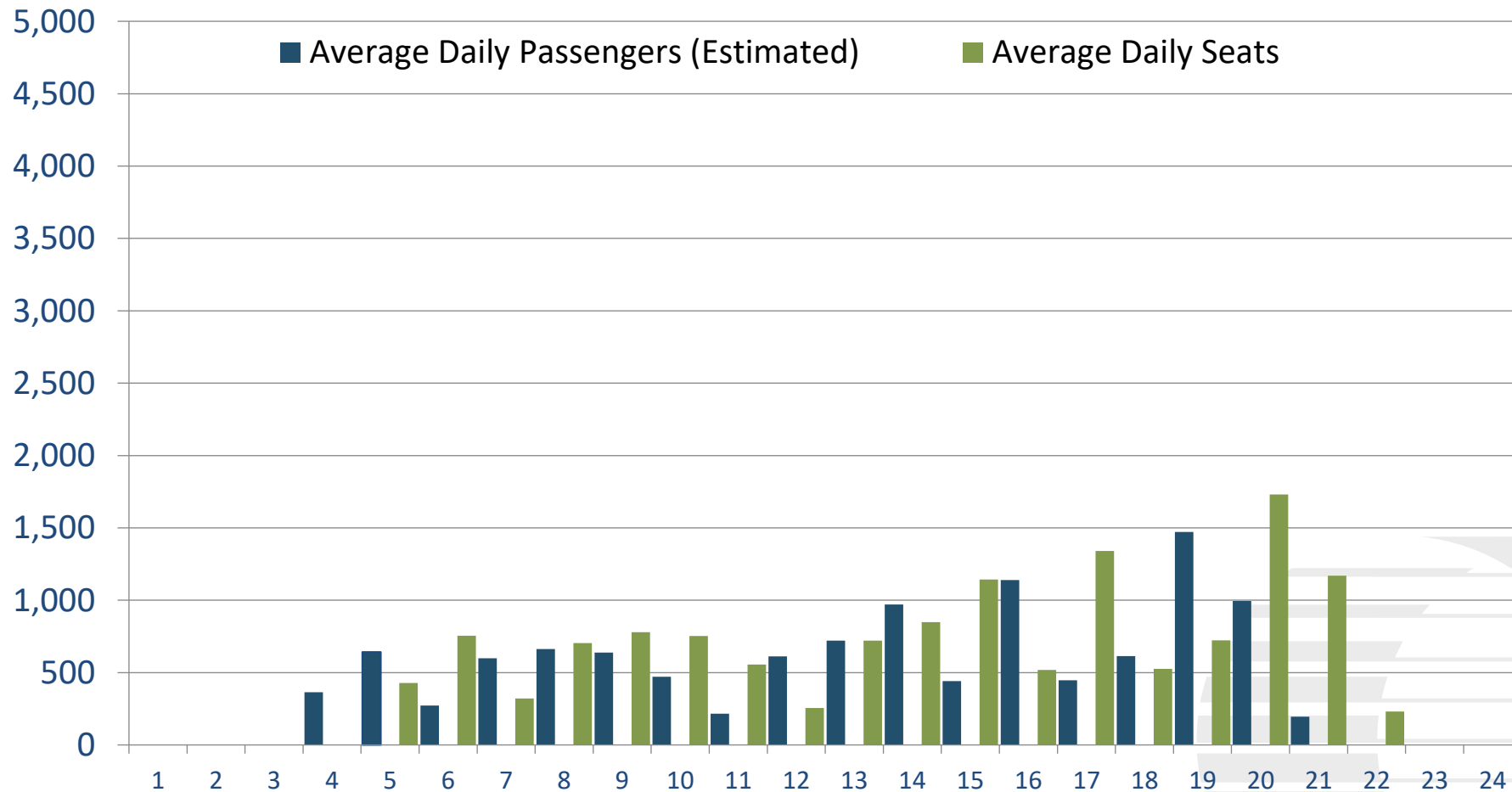
*Innovation Connecting the World*

Source: Airline Data Inc.

# Passenger Demand – GATES 230-245

May 2024

Scheduled Departing Passengers & Seats



GREATER ORLANDO AVIATION AUTHORITY

*Innovation Connecting the World*

Source: Airline Data Inc.

**Greater Orlando Aviation Authority - Orlando International Airport (MCO)**  
**Security Checkpoint Profile**  
**May 2024**

<u>Location</u>	<u>Hour</u>	<u>Mon</u>	<u>Tue</u>	<u>Wed</u>	<u>Thu</u>	<u>Fri</u>	<u>Sat</u>	<u>Sun</u>	<u>Week</u>	<u>Average</u>	<u>Percent</u>
<b>Gates 1-29</b>											
	4:00	2,741	1,644	1,494	1,650	1,850	1,523	2,330	13,233	1,890	9.1%
	5:00	823	869	1,027	1,681	1,369	1,030	910	7,708	1,101	5.3%
	6:00	1,150	1,469	1,509	1,041	1,135	1,408	1,929	9,640	1,377	6.6%
	7:00	1,896	874	1,331	1,452	1,873	1,923	711	10,059	1,437	6.9%
	8:00	1,459	1,737	1,183	1,470	1,822	1,444	1,659	10,774	1,539	7.4%
	9:00	1,351	1,529	1,590	1,901	1,351	967	1,724	10,413	1,488	7.2%
	10:00	943	859	1,418	978	822	1,061	1,136	7,217	1,031	5.0%
	11:00	930	685	849	372	685	477	372	4,371	624	3.0%
	12:00	1,089	837	855	786	477	753	689	5,487	784	3.8%
	13:00	932	967	468	855	1,413	1,165	464	6,263	895	4.3%
	14:00	1,431	1,096	1,476	1,358	805	1,219	1,418	8,803	1,258	6.1%
	15:00	867	513	1,027	507	932	1,091	780	5,716	817	3.9%
	16:00	939	904	524	1,295	1,252	818	1,370	7,101	1,014	4.9%
	17:00	904	946	1,249	984	1,409	981	1,092	7,566	1,081	5.2%
	18:00	981	816	719	650	468	313	669	4,616	659	3.2%
	19:00	1,323	1,756	989	1,010	971	1,668	971	8,686	1,241	6.0%
	20:00	544	1,086	663	468	503	468	661	4,393	628	3.0%
	21:00	908	597	1,108	1,263	1,302	753	1,263	7,194	1,028	4.9%
	22:00	981	864	780	1,127	508	818	1,027	6,105	872	4.2%
<b>Airside Total</b>		<b>22,190</b>	<b>20,046</b>	<b>20,258</b>	<b>20,849</b>	<b>20,946</b>	<b>19,877</b>	<b>21,175</b>	<b>145,342</b>	<b>20,763</b>	
<b>Daily Percentage</b>		<b>15.3%</b>	<b>13.8%</b>	<b>13.9%</b>	<b>14.3%</b>	<b>14.4%</b>	<b>13.7%</b>	<b>14.6%</b>			

Assumed load factor: 85%      Assumed arrival at TSA checkpoint: 60 mins. before scheduled departure time

## Greater Orlando Aviation Authority - Orlando International Airport (MCO)

### Security Checkpoint Profile

May 2024

<u>Location</u>	<u>Hour</u>	<u>Mon</u>	<u>Tue</u>	<u>Wed</u>	<u>Thu</u>	<u>Fri</u>	<u>Sat</u>	<u>Sun</u>	<u>Week</u>	<u>Average</u>	<u>Percent</u>
<b>Gates 100-129</b>											
	5:00	1,027	1,054	1,054	1,027	1,027	1,148	1,379	7,715	1,102	6.1%
	6:00	1,728	1,567	1,728	1,728	1,728	1,458	1,431	11,368	1,624	8.9%
	7:00	1,473	987	987	1,634	1,473	838	972	8,363	1,195	6.6%
	8:00	1,731	1,176	1,176	1,731	1,731	1,081	1,081	9,705	1,386	7.6%
	9:00	1,014	1,352	1,352	1,014	1,014	1,649	1,500	8,894	1,271	7.0%
	10:00	865	1,108	1,108	865	865	1,379	1,527	7,719	1,103	6.1%
	11:00	811	811	811	811	811	1,460	662	6,177	882	4.8%
	12:00	1,242	1,230	1,242	1,081	1,242	1,810	1,312	9,158	1,308	7.2%
	13:00	1,136	662	662	1,296	1,136	1,473	728	7,093	1,013	5.6%
	14:00	607	689	689	446	607	662	1,041	4,742	677	3.7%
	15:00	960	1,230	1,230	960	960	1,230	1,014	7,583	1,083	5.9%
	16:00	987	784	784	987	987	1,433	541	6,502	929	5.1%
	17:00	987	1,168	1,108	1,046	987	1,527	1,465	8,289	1,184	6.5%
	18:00	1,433	1,312	1,312	1,433	1,433	1,649	1,041	9,613	1,373	7.5%
	19:00	960	1,500	1,500	960	960	513	1,446	7,839	1,120	6.2%
	20:00	1,352	419	419	1,352	1,352	149	1,136	6,177	882	4.8%
	21:00	122	0	0	122	122	0	149	513	73	0.4%
<b>Airside Total</b>		<b>18,432</b>	<b>17,048</b>	<b>17,162</b>	<b>18,492</b>	<b>18,432</b>	<b>19,460</b>	<b>18,425</b>	<b>127,451</b>	<b>18,207</b>	
<b>Daily Percentage</b>		<b>14.5%</b>	<b>13.4%</b>	<b>13.5%</b>	<b>14.5%</b>	<b>14.5%</b>	<b>15.3%</b>	<b>14.5%</b>			

Assumed load factor:

85%

Assumed arrival at TSA checkpoint:

60 mins. before scheduled departure time

**Greater Orlando Aviation Authority - Orlando International Airport (MCO)**  
**Security Checkpoint Profile**  
**May 2024**

<u>Location</u>	<u>Hour</u>	<u>Mon</u>	<u>Tue</u>	<u>Wed</u>	<u>Thu</u>	<u>Fri</u>	<u>Sat</u>	<u>Sun</u>	<u>Week</u>	<u>Average</u>	<u>Percent</u>
<b>Gates 30-59</b>											
	4:00	323	323	323	323	323	323	323	2,261	323	2.1%
	5:00	779	779	774	774	779	768	774	5,424	775	5.0%
	6:00	1,501	1,531	1,647	1,764	1,799	1,647	1,915	11,804	1,686	10.8%
	7:00	1,216	1,100	1,081	1,100	1,216	1,216	1,100	8,030	1,147	7.4%
	8:00	1,428	1,303	1,444	1,293	1,444	1,429	1,444	9,785	1,398	9.0%
	9:00	740	590	706	864	590	706	876	5,072	725	4.7%
	10:00	1,009	893	784	893	1,009	784	893	6,263	895	5.8%
	11:00	1,254	1,254	1,254	1,243	1,254	1,276	1,254	8,787	1,255	8.1%
	12:00	930	1,046	915	930	930	930	930	6,610	944	6.1%
	13:00	449	449	565	565	449	565	565	3,607	515	3.3%
	14:00	1,305	1,177	1,177	1,177	1,305	1,264	1,177	8,582	1,226	7.9%
	15:00	706	601	734	717	892	880	717	5,247	750	4.8%
	16:00	1,344	1,086	1,227	1,227	1,344	1,227	1,227	8,684	1,241	8.0%
	17:00	1,060	1,076	1,076	1,076	1,076	1,076	1,076	7,517	1,074	6.9%
	18:00	1,391	1,353	1,491	1,507	1,549	1,402	1,361	10,053	1,436	9.2%
	19:00	146	146	146	146	146	146	146	1,023	146	0.9%
	20:00	158	0	0	0	0	0	0	158	23	0.1%
<b>Airside Total</b>		<b>15,738</b>	<b>14,707</b>	<b>15,344</b>	<b>15,599</b>	<b>16,103</b>	<b>15,639</b>	<b>15,778</b>	<b>108,908</b>	<b>15,558</b>	
<b>Daily Percentage</b>		<b>14.5%</b>	<b>13.5%</b>	<b>14.1%</b>	<b>14.3%</b>	<b>14.8%</b>	<b>14.4%</b>	<b>14.5%</b>			

Assumed load factor:

85%

Assumed arrival at TSA checkpoint:

60 mins. before scheduled departure time

**Greater Orlando Aviation Authority - Orlando International Airport (MCO)**  
**Security Checkpoint Profile**  
**May 2024**

<u>Location</u>	<u>Hour</u>	<u>Mon</u>	<u>Tue</u>	<u>Wed</u>	<u>Thu</u>	<u>Fri</u>	<u>Sat</u>	<u>Sun</u>	<u>Week</u>	<u>Average</u>	<u>Percent</u>
<b>Gates 70-99</b>											
	4:00	199	199	199	199	199	199	199	1,392	199	1.5%
	5:00	659	659	659	659	659	659	659	4,611	659	4.9%
	6:00	1,130	1,157	1,157	1,130	1,130	1,305	1,290	8,298	1,185	8.8%
	7:00	854	694	694	694	694	694	694	5,016	717	5.3%
	8:00	446	446	446	446	446	446	446	3,124	446	3.3%
	9:00	442	442	442	442	590	604	600	3,562	509	3.8%
	10:00	1,376	1,537	1,591	1,843	1,863	1,539	2,030	11,778	1,683	12.5%
	11:00	530	689	689	530	530	826	530	4,325	618	4.6%
	12:00	623	465	465	567	582	490	465	3,657	522	3.9%
	13:00	561	561	561	444	444	561	546	3,677	525	3.9%
	14:00	855	652	1,013	805	855	839	1,008	6,027	861	6.4%
	15:00	903	930	930	903	775	1,042	903	6,385	912	6.8%
	16:00	1,179	1,168	862	862	1,137	1,672	1,010	7,890	1,127	8.4%
	17:00	883	1,086	883	1,199	996	327	1,244	6,620	946	7.0%
	18:00	1,591	1,268	1,268	1,591	1,591	1,108	1,433	9,852	1,407	10.4%
	19:00	429	0	0	429	429	260	281	1,829	261	1.9%
	20:00	502	369	369	342	517	445	369	2,912	416	3.1%
	21:00	547	547	547	337	547	547	337	3,412	487	3.6%
<b>Airside Total</b>		<b>13,711</b>	<b>12,868</b>	<b>12,775</b>	<b>13,422</b>	<b>13,985</b>	<b>13,563</b>	<b>14,045</b>	<b>94,367</b>	<b>13,481</b>	
<b>Daily Percentage</b>		<b>14.5%</b>	<b>13.6%</b>	<b>13.5%</b>	<b>14.2%</b>	<b>14.8%</b>	<b>14.4%</b>	<b>14.9%</b>			

Assumed load factor: 85%      Assumed arrival at TSA checkpoint: 60 mins. before scheduled departure time

## Greater Orlando Aviation Authority - Orlando International Airport (MCO)

### Security Checkpoint Profile

May 2024

<u>Location</u>	<u>Hour</u>	<u>Mon</u>	<u>Tue</u>	<u>Wed</u>	<u>Thu</u>	<u>Fri</u>	<u>Sat</u>	<u>Sun</u>	<u>Week</u>	<u>Average</u>	<u>Percent</u>
<b>Terminal C</b>											
	4:00	403	265	265	403	403	403	403	2,545	364	2.7%
	5:00	678	551	551	678	678	678	678	4,493	642	4.8%
	6:00	275	265	265	275	275	275	275	1,907	272	2.0%
	7:00	598	603	598	598	598	598	598	4,188	598	4.4%
	8:00	660	678	660	660	660	660	660	4,636	662	4.9%
	9:00	678	532	551	678	678	678	678	4,474	639	4.7%
	10:00	549	549	549	411	417	417	411	3,303	472	3.5%
	11:00	138	138	138	275	275	275	275	1,515	216	1.6%
	12:00	668	541	541	668	668	530	668	4,284	612	4.5%
	13:00	677	677	830	677	677	677	830	5,048	721	5.3%
	14:00	1,148	598	872	1,012	1,148	1,012	1,012	6,800	971	7.2%
	15:00	427	534	427	427	427	422	422	3,084	441	3.3%
	16:00	1,213	1,221	933	1,213	944	1,351	1,097	7,972	1,139	8.4%
	17:00	567	567	429	429	429	429	275	3,126	447	3.3%
	18:00	516	516	654	654	654	654	654	4,300	614	4.6%
	19:00	1,522	1,347	1,136	1,198	1,527	1,786	1,786	10,300	1,471	10.9%
	20:00	660	1,105	942	1,105	942	1,105	1,105	6,963	995	7.4%
	21:00	138	274	138	274	138	274	138	1,372	196	1.5%
<b>Terminal C Total</b>		<b>11,513</b>	<b>10,962</b>	<b>10,477</b>	<b>11,635</b>	<b>11,536</b>	<b>12,223</b>	<b>11,965</b>	<b>80,311</b>	<b>11,473</b>	
<b>Daily Percentage</b>		<b>14.3%</b>	<b>13.6%</b>	<b>13.0%</b>	<b>14.5%</b>	<b>14.4%</b>	<b>15.2%</b>	<b>14.9%</b>			

Assumed load factor:

85%

Assumed arrival at TSA checkpoint:

60 mins. before scheduled departure time



**Greater Orlando Aviation Authority - Orlando International Airport (MCO)**  
**Security Checkpoint Profile**  
**May 2024**

<u>Location</u>	<u>Hour</u>	<u>Mon</u>	<u>Tue</u>	<u>Wed</u>	<u>Thu</u>	<u>Fri</u>	<u>Sat</u>	<u>Sun</u>	<u>Week</u>	<u>Average</u>	<u>Percent</u>
<b>Terminal A</b>											
	4:00	2,741	1,644	1,494	1,650	1,850	1,523	2,330	13,233	1,890	4.9%
	5:00	1,850	1,923	2,081	2,708	2,395	2,179	2,288	15,423	2,203	5.7%
	6:00	2,878	3,036	3,237	2,769	2,863	2,865	3,359	21,008	3,001	7.7%
	7:00	3,369	1,861	2,318	3,086	3,346	2,761	1,682	18,422	2,632	6.8%
	8:00	3,190	2,912	2,359	3,200	3,552	2,525	2,740	20,479	2,926	7.5%
	9:00	2,365	2,881	2,941	2,916	2,365	2,616	3,224	19,307	2,758	7.1%
	10:00	1,808	1,967	2,526	1,844	1,687	2,440	2,664	14,935	2,134	5.5%
	11:00	1,741	1,496	1,660	1,183	1,496	1,937	1,034	10,548	1,507	3.9%
	12:00	2,331	2,067	2,097	1,867	1,719	2,563	2,001	14,645	2,092	5.4%
	13:00	2,067	1,629	1,130	2,151	2,548	2,638	1,193	13,356	1,908	4.9%
	14:00	2,037	1,785	2,166	1,805	1,412	1,881	2,459	13,545	1,935	5.0%
	15:00	1,827	1,743	2,257	1,466	1,891	2,321	1,794	13,299	1,900	4.9%
	16:00	1,926	1,687	1,307	2,281	2,239	2,251	1,911	13,603	1,943	5.0%
	17:00	1,891	2,114	2,357	2,031	2,396	2,508	2,558	15,855	2,265	5.8%
	18:00	2,414	2,128	2,031	2,083	1,901	1,962	1,710	14,228	2,033	5.2%
	19:00	2,282	3,256	2,489	1,969	1,930	2,181	2,417	16,525	2,361	6.1%
	20:00	1,896	1,505	1,082	1,819	1,855	616	1,797	10,570	1,510	3.9%
	21:00	1,029	597	1,108	1,385	1,424	753	1,412	7,708	1,101	2.8%
	22:00	981	864	780	1,127	508	818	1,027	6,105	872	2.2%

**Terminal A Total**                      **40,622**    **37,095**    **37,420**    **39,341**    **39,378**    **39,337**    **39,600**    **272,792**    **38,970**

**Daily Percentage**                      **14.9%**    **13.6%**    **13.7%**    **14.4%**    **14.4%**    **14.4%**    **14.5%**

Assumed load factor:                      85%                      Assumed arrival at TSA checkpoint:    60 mins. before scheduled departure time

## Greater Orlando Aviation Authority - Orlando International Airport (MCO)

### Security Checkpoint Profile

May 2024

<u>Location</u>	<u>Hour</u>	<u>Mon</u>	<u>Tue</u>	<u>Wed</u>	<u>Thu</u>	<u>Fri</u>	<u>Sat</u>	<u>Sun</u>	<u>Week</u>	<u>Average</u>	<u>Percent</u>
<b>Terminal B</b>											
	4:00	522	522	522	522	522	522	522	3,653	522	1.8%
	5:00	1,437	1,437	1,432	1,432	1,437	1,426	1,432	10,035	1,434	4.9%
	6:00	2,631	2,688	2,804	2,893	2,928	2,952	3,205	20,102	2,872	9.9%
	7:00	2,071	1,794	1,775	1,794	1,910	1,910	1,794	13,046	1,864	6.4%
	8:00	1,874	1,749	1,890	1,739	1,890	1,875	1,890	12,909	1,844	6.4%
	9:00	1,182	1,032	1,148	1,306	1,180	1,311	1,476	8,634	1,233	4.2%
	10:00	2,385	2,429	2,375	2,735	2,872	2,322	2,922	18,041	2,577	8.9%
	11:00	1,784	1,942	1,942	1,773	1,784	2,102	1,784	13,112	1,873	6.5%
	12:00	1,553	1,511	1,380	1,497	1,512	1,420	1,395	10,267	1,467	5.1%
	13:00	1,010	1,010	1,126	1,009	893	1,126	1,111	7,285	1,041	3.6%
	14:00	2,160	1,829	2,190	1,982	2,160	2,103	2,185	14,610	2,087	7.2%
	15:00	1,609	1,531	1,663	1,620	1,667	1,922	1,620	11,632	1,662	5.7%
	16:00	2,523	2,254	2,089	2,089	2,481	2,899	2,237	16,573	2,368	8.2%
	17:00	1,943	2,162	1,959	2,275	2,072	1,403	2,321	14,136	2,019	7.0%
	18:00	2,982	2,621	2,759	3,098	3,140	2,510	2,794	19,904	2,843	9.8%
	19:00	575	146	146	575	575	406	428	2,853	408	1.4%
	20:00	660	369	369	342	517	445	369	3,070	439	1.5%
	21:00	547	547	547	337	547	547	337	3,412	487	1.7%
<b>Terminal B Total</b>		<b>29,448</b>	<b>27,575</b>	<b>28,119</b>	<b>29,021</b>	<b>30,088</b>	<b>29,202</b>	<b>29,822</b>	<b>203,275</b>	<b>29,039</b>	
<b>Daily Percentage</b>		<b>14.5%</b>	<b>13.6%</b>	<b>13.8%</b>	<b>14.3%</b>	<b>14.8%</b>	<b>14.4%</b>	<b>14.7%</b>			

Assumed load factor:

85%

Assumed arrival at TSA checkpoint:

60 mins. before scheduled departure time

**Greater Orlando Aviation Authority - Orlando International Airport (MCO)**  
**Security Checkpoint Profile**  
**May 2024**

<u>Location</u>	<u>Hour</u>	<u>Mon</u>	<u>Tue</u>	<u>Wed</u>	<u>Thu</u>	<u>Fri</u>	<u>Sat</u>	<u>Sun</u>	<u>Week</u>	<u>Average</u>	<u>Percent</u>
<b>West Checkpoint</b>											
	4:00	3,064	1,967	1,817	1,973	2,173	1,846	2,653	15,494	2,213	6.1%
	5:00	1,601	1,647	1,800	2,455	2,147	1,798	1,683	13,132	1,876	5.2%
	6:00	2,651	3,000	3,156	2,805	2,933	3,055	3,844	21,444	3,063	8.4%
	7:00	3,112	1,974	2,412	2,552	3,090	3,139	1,811	18,089	2,584	7.1%
	8:00	2,887	3,040	2,627	2,763	3,266	2,873	3,103	20,559	2,937	8.1%
	9:00	2,090	2,119	2,296	2,766	1,941	1,674	2,599	15,484	2,212	6.1%
	10:00	1,952	1,751	2,202	1,871	1,831	1,845	2,029	13,479	1,926	5.3%
	11:00	2,184	1,939	2,103	1,615	1,939	1,753	1,626	13,158	1,880	5.2%
	12:00	2,019	1,884	1,770	1,716	1,407	1,683	1,619	12,097	1,728	4.8%
	13:00	1,380	1,416	1,033	1,420	1,862	1,730	1,029	9,870	1,410	3.9%
	14:00	2,735	2,273	2,654	2,536	2,110	2,483	2,595	17,385	2,484	6.8%
	15:00	1,573	1,114	1,760	1,224	1,823	1,970	1,498	10,963	1,566	4.3%
	16:00	2,283	1,990	1,751	2,522	2,596	2,045	2,598	15,785	2,255	6.2%
	17:00	1,964	2,022	2,325	2,060	2,485	2,057	2,168	15,082	2,155	5.9%
	18:00	2,372	2,169	2,210	2,157	2,016	1,714	2,030	14,668	2,095	5.8%
	19:00	1,469	1,902	1,135	1,156	1,117	1,814	1,117	9,710	1,387	3.8%
	20:00	702	1,086	663	468	503	468	661	4,551	650	1.8%
	21:00	908	597	1,108	1,263	1,302	753	1,263	7,194	1,028	2.8%
	22:00	981	864	780	1,127	508	818	1,027	6,105	872	2.4%
<b>Checkpoint Total</b>		<b>37,928</b>	<b>34,753</b>	<b>35,602</b>	<b>36,448</b>	<b>37,049</b>	<b>35,516</b>	<b>36,953</b>	<b>254,249</b>	<b>36,321</b>	
<b>Daily Percentage</b>		<b>14.9%</b>	<b>13.7%</b>	<b>14.0%</b>	<b>14.3%</b>	<b>14.6%</b>	<b>14.0%</b>	<b>14.5%</b>			

Assumed load factor: 85%      Assumed arrival at TSA checkpoint: 60 mins. before scheduled departure time

## Greater Orlando Aviation Authority - Orlando International Airport (MCO)

### Security Checkpoint Profile

May 2024

<u>Location</u>	<u>Hour</u>	<u>Mon</u>	<u>Tue</u>	<u>Wed</u>	<u>Thu</u>	<u>Fri</u>	<u>Sat</u>	<u>Sun</u>	<u>Week</u>	<u>Average</u>	<u>Percent</u>
<b>East Checkpoint</b>	4:00	199	199	199	199	199	199	199	1,392	199	0.6%
	5:00	1,686	1,713	1,713	1,686	1,686	1,807	2,037	12,327	1,761	5.6%
	6:00	2,858	2,724	2,885	2,858	2,858	2,763	2,721	19,666	2,809	8.9%
	7:00	2,327	1,680	1,680	2,327	2,167	1,532	1,665	13,379	1,911	6.0%
	8:00	2,177	1,622	1,622	2,177	2,177	1,527	1,527	12,829	1,833	5.8%
	9:00	1,456	1,794	1,794	1,456	1,604	2,253	2,100	12,457	1,780	5.6%
	10:00	2,241	2,645	2,700	2,708	2,729	2,917	3,557	19,497	2,785	8.8%
	11:00	1,341	1,499	1,499	1,341	1,341	2,287	1,193	10,502	1,500	4.7%
	12:00	1,865	1,695	1,707	1,648	1,824	2,299	1,777	12,815	1,831	5.8%
	13:00	1,697	1,223	1,223	1,740	1,579	2,034	1,274	10,770	1,539	4.9%
	14:00	1,462	1,341	1,703	1,251	1,462	1,501	2,049	10,770	1,539	4.9%
	15:00	1,862	2,160	2,160	1,862	1,735	2,272	1,917	13,968	1,995	6.3%
	16:00	2,166	1,952	1,646	1,849	2,124	3,105	1,550	14,391	2,056	6.5%
	17:00	1,870	2,254	1,992	2,246	1,983	1,855	2,710	14,909	2,130	6.7%
	18:00	3,024	2,580	2,580	3,024	3,024	2,757	2,474	19,464	2,781	8.8%
	19:00	1,389	1,500	1,500	1,389	1,389	774	1,727	9,668	1,381	4.4%
	20:00	1,854	788	788	1,693	1,868	593	1,505	9,089	1,298	4.1%
	21:00	669	547	547	459	669	547	486	3,925	561	1.8%
<b>Checkpoint Total</b>		<b>32,143</b>	<b>29,917</b>	<b>29,936</b>	<b>31,913</b>	<b>32,417</b>	<b>33,023</b>	<b>32,469</b>	<b>221,818</b>	<b>31,688</b>	
<b>Daily Percentage</b>		<b>14.5%</b>	<b>13.5%</b>	<b>13.5%</b>	<b>14.4%</b>	<b>14.6%</b>	<b>14.9%</b>	<b>14.6%</b>			

Assumed load factor:

85%

Assumed arrival at TSA checkpoint:

60 mins. before scheduled departure time

**Greater Orlando Aviation Authority - Orlando International Airport (MCO)**  
**Security Checkpoint Profile**  
**May 2024**

<u>Location</u>	<u>Hour</u>	<u>Mon</u>	<u>Tue</u>	<u>Wed</u>	<u>Thu</u>	<u>Fri</u>	<u>Sat</u>	<u>Sun</u>	<u>Week</u>	<u>Average</u>	<u>Percent</u>
<b>Airport Total</b>	4:00	3,666	2,431	2,281	2,575	2,775	2,448	3,255	19,431	2,776	3.5%
	5:00	3,965	3,911	4,064	4,819	4,511	4,283	4,399	29,951	4,279	5.4%
	6:00	5,784	5,989	6,306	5,938	6,066	6,093	6,840	43,017	6,145	7.7%
	7:00	6,037	4,257	4,690	5,477	5,854	5,268	4,073	35,656	5,094	6.4%
	8:00	5,724	5,340	4,909	5,599	6,102	5,060	5,290	38,024	5,432	6.8%
	9:00	4,225	4,445	4,640	4,900	4,223	4,605	5,378	32,416	4,631	5.8%
	10:00	4,742	4,945	5,450	4,990	4,976	5,178	5,998	36,280	5,183	6.5%
	11:00	3,663	3,576	3,740	3,232	3,556	4,315	3,094	25,174	3,596	4.5%
	12:00	4,552	4,119	4,017	4,032	3,899	4,513	4,064	29,196	4,171	5.2%
	13:00	3,754	3,317	3,086	3,838	4,118	4,441	3,134	25,689	3,670	4.6%
	14:00	5,345	4,213	5,228	4,798	4,719	4,995	5,656	34,955	4,994	6.3%
	15:00	3,862	3,808	4,347	3,513	3,985	4,664	3,836	28,015	4,002	5.0%
	16:00	5,662	5,163	4,330	5,584	5,664	6,501	5,245	38,148	5,450	6.9%
	17:00	4,401	4,843	4,746	4,735	4,898	4,341	5,154	33,118	4,731	6.0%
	18:00	5,912	5,265	5,443	5,835	5,694	5,126	5,158	38,433	5,490	6.9%
	19:00	4,379	4,750	3,771	3,743	4,032	4,373	4,630	29,678	4,240	5.3%
	20:00	3,216	2,979	2,393	3,266	3,313	2,166	3,271	20,603	2,943	3.7%
	21:00	1,714	1,418	1,794	1,996	2,109	1,574	1,887	12,492	1,785	2.2%
	22:00	981	864	780	1,127	508	818	1,027	6,105	872	1.1%
<b>Airport Total</b>		<b>81,584</b>	<b>75,631</b>	<b>76,016</b>	<b>79,996</b>	<b>81,002</b>	<b>80,762</b>	<b>81,388</b>	<b>556,379</b>	<b>79,483</b>	
<b>Daily Percentage</b>		<b>14.7%</b>	<b>13.6%</b>	<b>13.7%</b>	<b>14.4%</b>	<b>14.6%</b>	<b>14.5%</b>	<b>14.6%</b>			

Source: Airline Data Inc.

Assumed load factor: 85%      Assumed arrival at TSA checkpoint: 60 mins. before scheduled departure time

**OrlandoAirports.net**

facebook: **flyMCO**

x: **@MCO**

instagram: **@flyMCO**